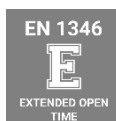
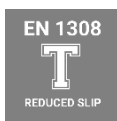





MASTER**PLUS**

Improved professional single component deformable cement adhesive with reduced slip and extended open duration for tiling



Vimark
Strada Spartafino 2
12016 Peveragno (CN) Italy
Ph. +39 0171 383800 | Fax +39 0171 339395
info@vimark.com | Vimark.com



MASTERPLUS

Edition: September 2020 © Vimark

DESCRIPTION

MASTERPLUS is a single component professional cement based adhesive in powder form available in white or grey colour. It is a high performance, deformable tile adhesive, with reduced slip and extended open duration, of class *C2TES1* according to the standard EN 12004. The products is designed for the laying of ceramic tiles and stone on floors and walls both internally and externally, on underfloor heating, reinforced concrete slabs or unheated rooms, facades , tubs and swimming pools, cement screeds and plasters coated or not with the waterproofing cement-mortars **FLEXO ONE** or **FLEXO TWO**. The adhesive is suitable for laying tiles of vitrified porcelain, cotto, clinker and vitreous mosaic etc. and for the laying of large or overlapping tiles.

COMPOSITION

MASTERPLUS is a special formula consisting of high resistance cements and synthetic resins to increase adherence to surfaces and flexibility, using selected aggregates and other specific additives to improve application, deformation, avoiding vertical sliding of tiles and with extend opening time.

SUBSTRATE PREPARATION / PRE-TREATMENT

Before applying the adhesive **MASTERPLUS**, make sure that the surfaces are stable, clean and dry, free from oil or grease and that they are flat and normally absorbent. On gypsum based plaster and/ or anhydrite screeds apply a coat of **PRIMER ACRILICO** at least 4 hours before applying the adhesive. Proceed with the same treatment on old, peeling or inconsistent cement plaster. For laying ceramic tiles on existing floors, spread a layer of **MICROGRIP** primer 2 hours before applying the cement adhesive to the new floor.

MIXING AND APPLICATION

Pour a 25 kg bag of **MASTERPLUS** in about 8-8.5 litres of clean water and mix at a low rate with an electric cement mixer until a smooth, lump-free mixture has formed. Allow the mixture to rest for about 5 minutes, then stir again briefly before use.

Spread the product using a serrated trowel to a maximum thickness of 10 mm. Apply first a thin layer to the area to be covered using the smooth side of trowel, proceed to apply thickness to the adhesive using serrated side.

The coating on the back of the tiles must be at least equal to 60-70% of the area to cover or interior walls of civilian use and of 100% for outdoor applications. When applying tiles with ridges in the back (dovetail) apply the adhesive to fully cover the back with the double spreading method. For applying tiles using levelling spacers apply the adhesive to fully cover the back with the double spreading method. Apply the product leaving a gap of at least 2 mm between one tile and the next. Apply pressure on the tiles in order to obtain a more complete surface contact as possible between the tiles, adhesive and surface. Make sure that during application a surface film does not form on the adhesive applied. This occurs mainly when product is applied at high temperatures or in the presence of strong wind, preventing perfect adhesion between the adhesive and the tile: in this case it is advisable to remove the adhesive applied and if necessary to use "fresh" product.

Wait at least 6-8 hours before grouting joints on walls, at least 24 hours before grouting floor joints with **JOINTFIX**.

TOOL CLEANING

Clean all equipment and tools with water immediately after use. The hardened material can only be removed by physical scraping.

YIELD / CONSUMPTION

Vitreous mosaic and small size: 2 kg per m².

Normal size: 2.5-3.5 kg per m².

Large size: 4-5 kg per m².

COLOUR

White or grey

PACKAGING

25 kg bags on disposable pallets of 1575 kg (63 bags) protected by plastic stretch wrap.

EXPIRATION / CONSERVATION

12 months from the date of production.

Keep the product in its original packaging, intact and protected from moisture and frost.

WARNINGS

Avoid applying with temperatures below + 5°C or above + 35°C. Avoid applying to surfaces that are dusty, unstable or inconsistent. Do not apply to surfaces that are frozen, thawing or if freezing temperatures are expected within 24 hours. Do not apply adhesive thickness greater than 10 mm. Apply tiles on fresh adhesive using a serrated trowel appropriate to the size of the floor. Apply a double layer of adhesive for external use. Do not use on surfaces that are too large to avoid exceeding the open duration time.

PRODUCT DATA

▪ <i>Appearance</i>	Powder	
▪ <i>Color</i>	White or grey	
▪ <i>Dry bulk density</i>	~ 1100 kg/m ³	EN 1015-10
▪ <i>Maximum aggregate size</i>	≤ 0.6 mm	





MASTERPLUS

Edition: September 2020 © Vimark

APPLICATION DATA

▪ <i>Water content of mixture</i>	32-34%	
▪ <i>Mixing ratio</i>	1 bag + 8-8.5 ℓ of water	
▪ <i>Minimum application temperature</i>	+ 5°C	
▪ <i>Maximum application temperature</i>	+ 35°C	
▪ <i>Maximum thickness of application</i>	10 mm	
▪ <i>Open time</i>	≥ 30 minutes	EN 1346
▪ <i>Adjustability time</i>	≥ 30 minutes	
▪ <i>Ready to walk on</i>	24 hours	
▪ <i>Ready for grouting on wall</i>	6-8 hours	
▪ <i>Ready for grouting on floor</i>	24 hours	
▪ <i>Ready for use</i>	14 days	

TECHNICAL DATA

▪ <i>Reaction to fire</i>	F Class	EN 13501-10
▪ <i>Early tensile adhesion strength</i>	NPD	EN 1348
▪ <i>Initial tensile adhesion strength</i>	1.3 N/mm ²	EN 1348
▪ <i>Tensile adhesion strength after heat ageing</i>	2.1 N/mm ²	EN 1348
▪ <i>Tensile adhesion strength after water immersion</i>	1.9 N/mm ²	EN 1348
▪ <i>Tensile adhesion strength after freeze-thaw cycles</i>	1.6 N/mm ²	EN 1348
▪ <i>Transverse deformation</i>	5.2 mm	EN 12002
▪ <i>Slip</i>	0.4 mm	EN 1308
▪ <i>Open time</i>	1.0 N/mm ² after not less than 30 minutes	EN 1346
▪ <i>Release of dangerous substances</i>	See MSDS	EN 12004

ENVIRONMENT, HEALTH, AND SAFETY (REACH)

For further information and advice on the handling, storage and safe disposal of the material, the user must consult the latest version of the Safety Data Sheet (SDS) available on the Internet, at www.vimark.com, which contains information on the physical characteristics, ecological and toxicological products, together with other safety information. Product complies with the provisions of the Regulation (EC) no. 1907/2006 (REACH) and Annex XVII, item 47 and subsequent amendments and additions.

PRODUCT FOR PROFESSIONAL USE.

COMPLIANCE

CE	EN 12004:2012 Improved cement adhesive, deformable with reduced slip and extended open duration for internal and external tiling C2TES2
-----------	---

LEGAL NOTES

The data and prescriptions shown in this sheet, based on the best practical and laboratory experience, refer to laboratory tests and are to be considered in any case as indicative. The information and, in particular, the instructions concerning the application and final use of Vimark products are provided in good faith based on the current knowledge and experience of Vimark on the products provided they are properly stored, handled and used under normal conditions and observing Vimark's recommendations. Considering the different conditions of use and external factors that are independent of Vimark (support, environmental conditions, laying technique directions, etc.), those wishing to use them must therefore decide whether or not the product is suitable for use. Our warranty guarantee is therefore limited to the quality and consistency of the same with regard to the finished product, and exclusively for the above reported data. The company Vimark reserves itself the right to make technical changes without prior notice. Users must always refer to the latest version of the local data sheet relating to the product in question, copies of which will be provided upon request. This technical sheet cancels and replaces all previous editions. Any updates are published on the website www.vimark.com.



Vimark
Strada Spartafino 2
12016 Peveragno (CN) Italy
Tel. +39 0171 383800 | Fax +39 0171 339395
info@vimark.com | Vimark.com